

# FIT



**FIT Battery Range**

+  
FIAMM.COM

**FIAMM**  
+            -

# **F** IAMM FIT RANGE OF VALVE REGULATED BATTERIES HAS BEEN DESIGNED FOR HIGH RELIABILITY AND SAFETY FRONT TERMINAL TELECOM INSTALLATIONS.

FIT BATTERY RANGE HAS FRONT TERMINAL DESIGN IDEAL FOR INSTALLATION ON CABINET 19" AND 23"; IT ALLOWS EASY ACCESS FOR MAINTENANCE REDUCING THE INSTALLATION FOOTPRINT AND MAXIMISING THE ENERGY DENSITY. FIT USES PROVEN VRLA TECHNOLOGY WITH 99% INTERNAL RECOMBINATION EFFICIENCY, IS NON-SPILLABLE AND MAINTENANCE FREE THEREFORE REQUIRES NO TOPPING UP OF ELECTROLYTE DURING ITS FLOAT-LIFE. FIT RANGE IS COMPLIANT WITH THE HIGHEST RECOGNISED INTERNATIONAL STANDARDS, NON-HAZARDOUS FOR AIR/SEA/RAIL/ROAD TRANSPORTATION AND IS 100% RECYCLABLE. FIT HAS A SELF-DISCHARGE RATE LESS THAN 2% PER MONTH, GUARANTEEING LONG SHELF-LIFE.



## MAIN APPLICATIONS:



## SPECIFICATIONS

Special lead calcium tin alloy grid, designed to resist corrosion and provide short recharge time

VRLA AGM technology using low resistance high microporous fiberglass separators

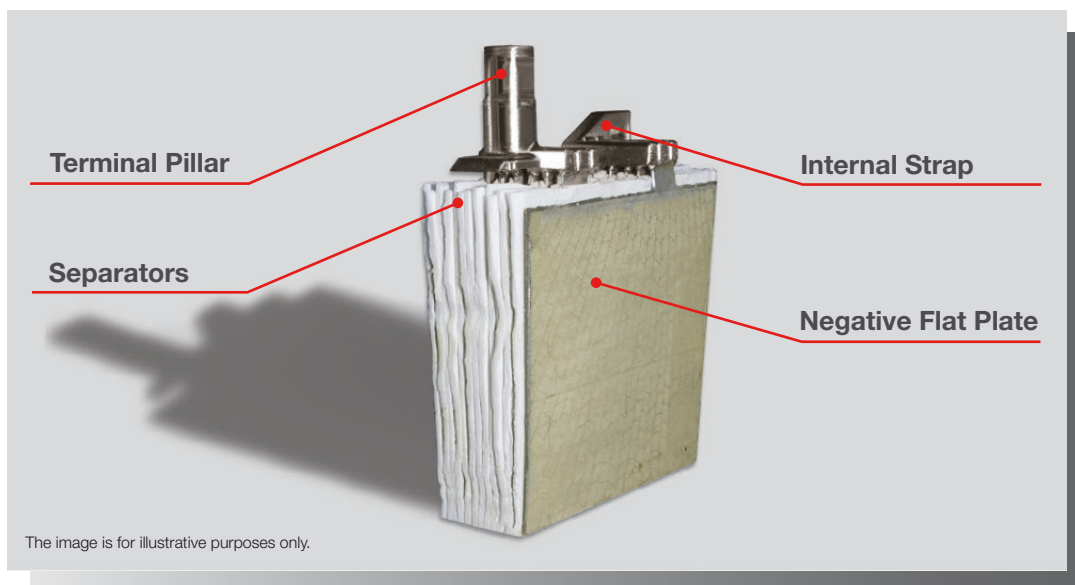
Leak resistant post seal, threaded female M6/M8 terminals with high conductivity and maximum torque resistance

One-way safety relief valves allow gas to escape and prevent the ingress of oxygen and flame arrestors prevent sparks or flames entering the battery

Flame retardant ABS plastic to IEC 707 FV0 and UL94 FV0 (LOI greater than 28%)

Installation in any orientation (excluding permanently inverted)

## TECHNOLOGY



FIAMM FIT RANGE USE AGM (ABSORBED GLASS MAT) TECHNOLOGY. THE ELECTROLYTE IS ABSORBED IN FIBERGLASS SEPARATORS WITH 99% INTERNAL GAS RECOMBINATION EFFICIENCY. BLOCs ARE GRANTS NON-SPILLABLE AND MAINTENANCE FREE THEREFORE REQUIRES NO TOPPING UP OF ELECTROLYTE DURING ITS WHOLE LIFE. LOW SELF-DISCHARGE ALLOWS 6 MONTHS SHELF LIFE.

BATTERY TYPE	NOMINAL VOLTAGE (V)	CAPACITY (Ah) 10 H to 1.8 VPC at 20°C	SHORT CIRCUIT CURRENT (A) IEC 60896 21-22	INTERNAL RESISTANCE (mOhm) IEC 60896 21-22	NOMINAL DIMENSIONS (mm)			TYPICAL WEIGHT (kg)
					Length	Width	Height	
12FIT40	12	40	920	13	105	280	198	15.5
12FIT60	12	60	1998	6.3	105	280	260	21
12FIT101	12	101	2750	4.6	108	395	275	33
12FIT100/23	12	100	2776	4.5	126	558	230	39
12FIT130	12	130	2622	4.7	126	558	275	51
12FIT150	12	150	2950	4.1	126	558	282	49
12FIT151	12	150	2600	4.8	110	531	314	49
12FIT180	12	180	3063	4.0	126	558	321	57
12FIT201	12	195	3800	3.3	126	558	321	61

## ELECTRICAL CHARACTERISTICS

Float Voltage: 2.27 V/cell at 20°C

Boost Voltage: 2.35 V/cell

Float Voltage Compensation with Temperature: -2.5 mV/cell/°C

Self-Discharge at 20°C: <2%/month

## STANDARDS

IEC 60896 Part 21 - VRLA methods of testing

IEC 60896 Part 22 - VRLA requirements

BS 6290 Part 4 - specifications for VRLA classification

BS633 / UL 94 V0 / IEC 707 FV0

Eurobat ">12 years VERY LONG LIFE"

UL Recognized

## CERTIFICATIONS

ISO 9001  
Quality Management System

ISO 14001  
Environmental Management System

OHSAS 18001  
Workplace Safety & Health

## ACCESSORIES

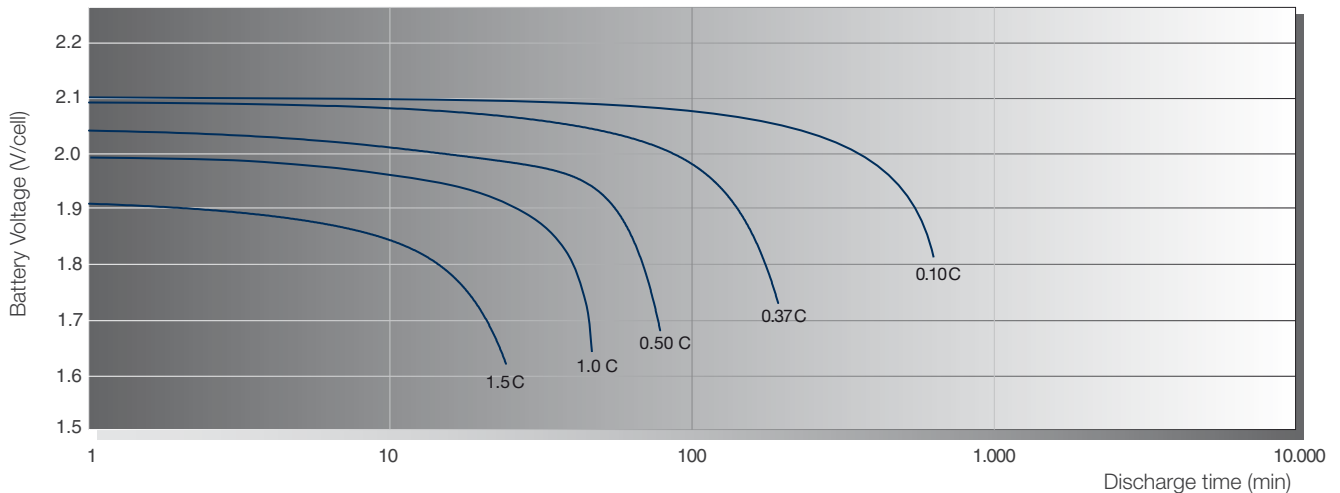
RVS  
(remote venting system) for applications which require remote gassing

Rack for battery installation  
(standard and seismic)

Cabinets for battery installation  
(including electrical protections and disconnection)

Battery monitoring systems

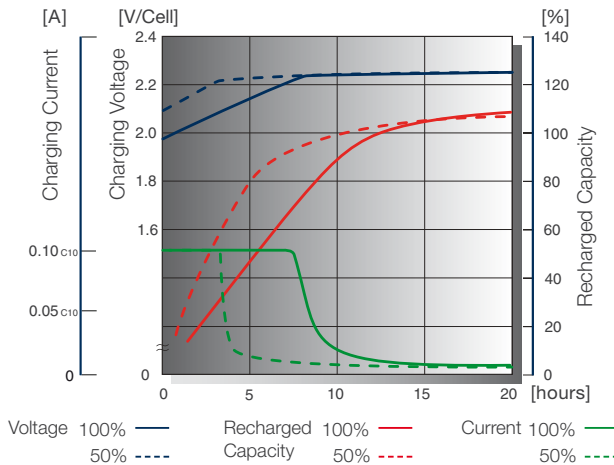
### DISCHARGE CURVES at different current / final voltage (at 20°C)



The above discharge curves are typical. For more detailed information please see the specific product sheets.

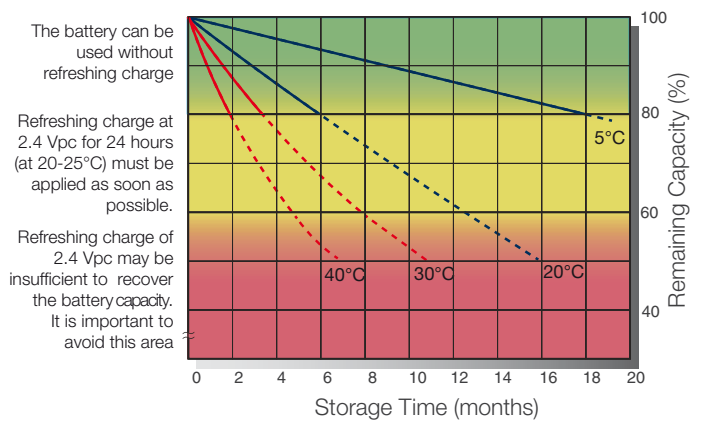
### TYPICAL CHARGE CURVES

Battery Voltage and Charge Time for Standby Use (at 20°C)



### STORAGE

Capacity loss during storage at various temperatures



Headquarters  
**FIAMM Energy Technology S.p.A.**  
Viale Europa, 75  
36075 Montecchio Maggiore (VI) - Italy  
Tel. +39 0444 709311  
Fax +39 0444 694178

**A Hitachi Group Company**

info.standby@fiamm.com  
www.fiamm.com

f fiamm.batteries  
t fiammbatteries  
y youtube.com/user/FIAMMvideo