

FHT



FHT Battery Range

FIAMM
+ -

+
FIAMM.COM

F IAMM FHT RANGE HAS BEEN DESIGN TO WITHSTAND HARSH ENVIRONMENTAL CONDITIONS. SPECIAL GRID ALLOY AND SUPERIOR ALLOY GRIDS GRANTS 7 YEARS DESIGN LIFE AT 35°C.

FHT RANGE HAS FRONT TERMINAL DESIGN IDEAL FOR INSTALLATION ON CABINET 19" AND 23"; IT ALLOWS EASY ACCESS FOR MAINTENANCE REDUCING THE INSTALLATION FOOTPRINT AND MAXIMISING THE ENERGY DENSITY. FHT USES PROVEN VRLA TECHNOLOGY WITH 99% INTERNAL RECOMBINATION EFFICIENCY, IS NON-SPILLABLE AND MAINTENANCE FREE THEREFORE REQUIRES NO TOPPING UP OF ELECTROLYTE DURING ITS FLOAT-LIFE. FHT RANGE IS COMPLIANT WITH THE HIGHEST RECOGNISED INTERNATIONAL STANDARD, IT IS NON-HAZARDOUS FOR AIR/SEA/RAIL/ROAD TRANSPORTATION AND IT IS 100% RECYCLABLE. FHT HAS A SELF-DISCHARGE RATE LESS THAN 2% PER MONTH, GUARANTEEING LONG SHELF-LIFE.



MAIN APPLICATIONS:



SPECIFICATIONS

Superior alloy grid, designed to resist corrosion and provide short recharge time

VRLA AGM technology using advanced low resistance microfiber-glass separator for unsurpassed cyclic characteristics

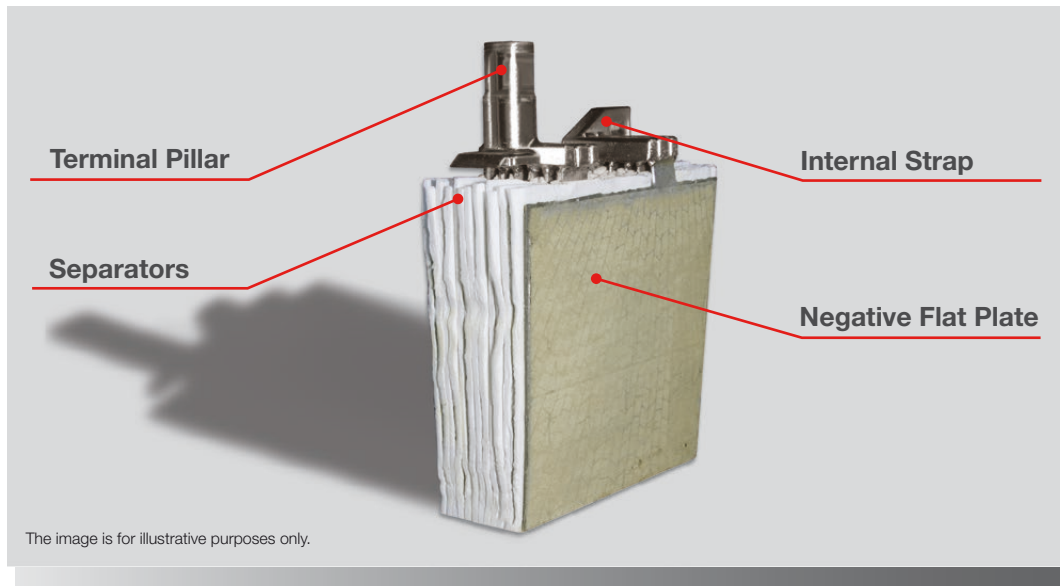
Leak resistant post seal, threaded female M8 terminals with high conductivity and maximum torque resistance

One-way safety relief valves allow gas to escape and prevent the ingress of oxygen and flame arrestors prevent sparks or flames entering the battery

Flame retardant ABS/PC plastic to IEC 707 and UL94 FV0 (LOI greater than 28%) to guarantee superior thermal stability

Installation in any orientation (excluding permanently inverted)

TECHNOLOGY



FIAMM FHT RANGE USE AGM (ABSORBED GLASS MAT) TECHNOLOGY. THE ELECTROLYTE IS ABSORBED IN FIBERGLASS SEPARATORS WITH 99% INTERNAL GAS RECOMBINATION EFFICIENCY. BLOCS ARE GRANTS NON-SPILLABLE AND MAINTENANCE FREE THEREFORE REQUIRES NO TOPPING UP OF ELECTROLYTE DURING ITS WHOLE LIFE. LOW SELF-DISCHARGE ALLOWS 6 MONTHS SHELF LIFE.

BATTERY TYPE	NOMINAL VOLTAGE (V)	CAPACITY (Ah) 10 H to 1.8 VPC at 20°C	SHORT CIRCUIT CURRENT (A) IEC 60896 21-22	INTERNAL RESISTANCE (mOhm) IEC 60896 21-22	NOMINAL DIMENSIONS (mm)			TYPICAL WEIGHT (kg)
					Length	Width	Height	
12FHT101	12	95	2745	4.7	108	395	275	34
12FHT100	12	100	2771	4.6	126	558	230	40
12FHT151	12	150	2595	4.9	110	531	314	50
12FHT181	12	180	3057	4.1	126	558	321	58

ELECTRICAL CHARACTERISTICS

Float Voltage: 2.23 V/cell at 35°C

Boost Voltage: 2.35 V/cell

Float Voltage Compensation with Temperature: -2.5 mV/cell/°C

Self-Discharge at 20°C: <2%/month

STANDARDS

IEC 60896 Part 21 - VRLA methods of testing

IEC 60896 Part 22 - VRLA requirements

BS 6290 Part 4 - specifications for VRLA classification

BS633 / UL 94 V0 / IEC 707 FV0

Eurobat ">12 years VERY LONG LIFE"

CERTIFICATIONS

ISO 9001
Quality Management System

ISO 14001
Environmental Management System

OHSAS 18001
Workplace Safety & Health

ACCESSORIES

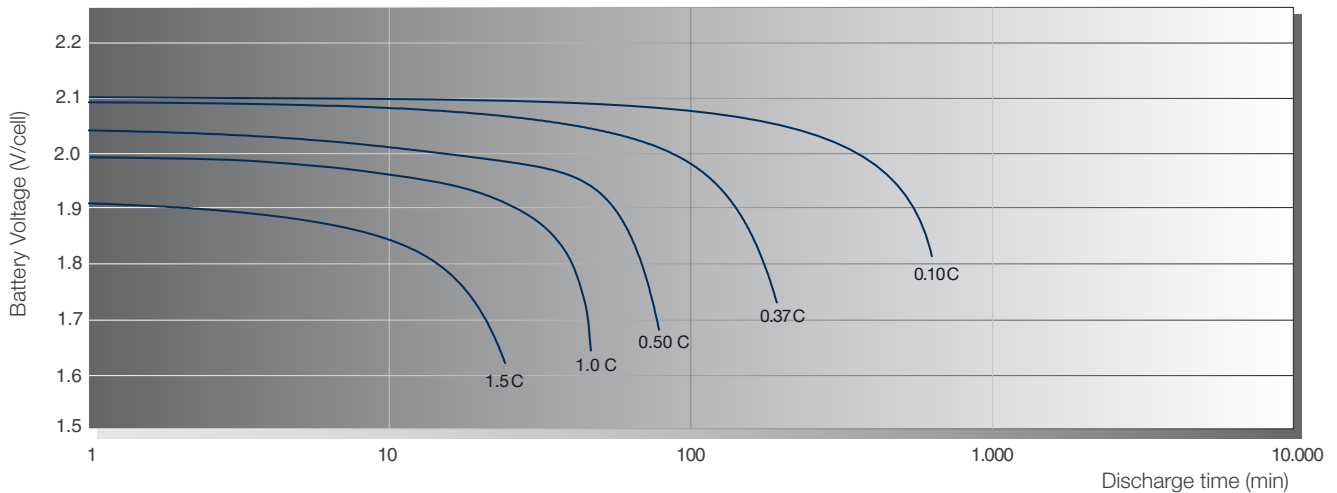
RVS
(remote venting system) for applications which require remote gassing

Rack for battery installation
(standard and seismic)

Cabinets for battery installation
(including electrical protections and disconnection)

Battery monitoring systems

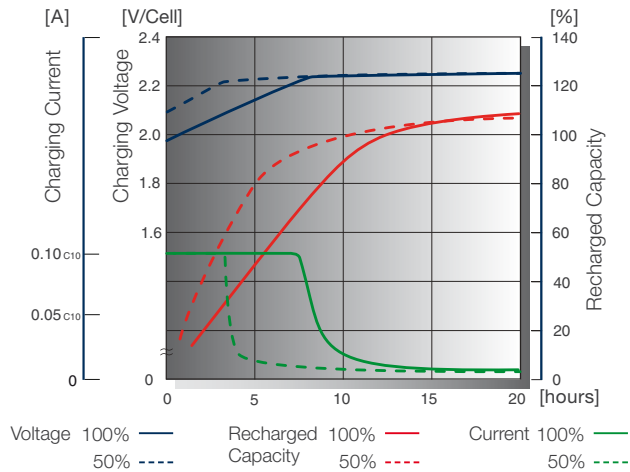
DISCHARGE CURVES at different current / final voltage (at 20°C)



The above discharge curves are typical. For more detailed information please see the specific product sheets.

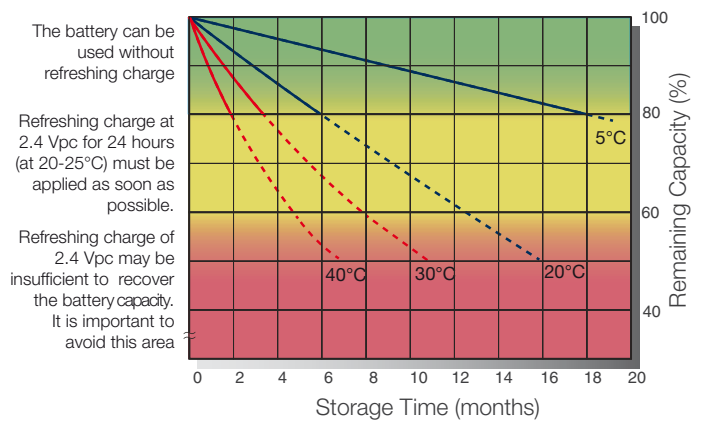
TYPICAL CHARGE CURVES

Battery Voltage and Charge Time for Standby Use (at 20°C)



STORAGE

Capacity loss during storage at various temperatures



Headquarters
FIAMM Energy Technology S.p.A.
Viale Europa, 75
36075 Montecchio Maggiore (VI) - Italy
Tel. +39 0444 709311
Fax +39 0444 694178

A Hitachi Group Company

info.standby@fiamm.com
www.fiamm.com

fiamm.batteries
 fiamm.batteries
 youtube.com/user/FIAMMvideo